

## RENEWING YOUR MEMBERSHIP

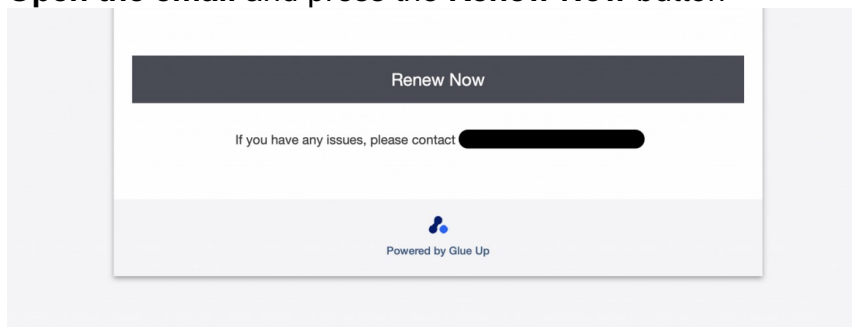
### Renewing your Membership is EASY!

1. Renew from the email reminder that comes in your email \*
2. Log into your MBCA account and Renew from your Membership profile \*
3. Mail a check to the National Business Office  
Mercedes-Benz Club of America  
3472 Research Pkwy Ste 104 PMB 464  
Colorado Springs, CO 80920
4. Call the National Business Office and renew over the phone  
Monday-Friday: 9 am - 5 pm MT Phone: 719.633.6427

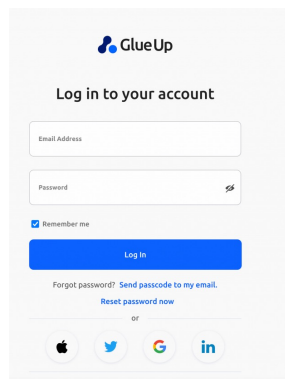
*\*60 days before membership expiration*

### HERE'S HOW METHOD 1 – From Renewal Email Reminder

1. **Open the email** and press the **Renew Now** button



2. **Log into your Glue Up Account** with your MBCA login credentials. If you have not established your MBCA login, you can easily register by clicking on "Register". ⚠️ *If the system warns you that the email is already linked to an existing Glue Up account and you forgot your password, click "forgot password" to recover it before logging in.*



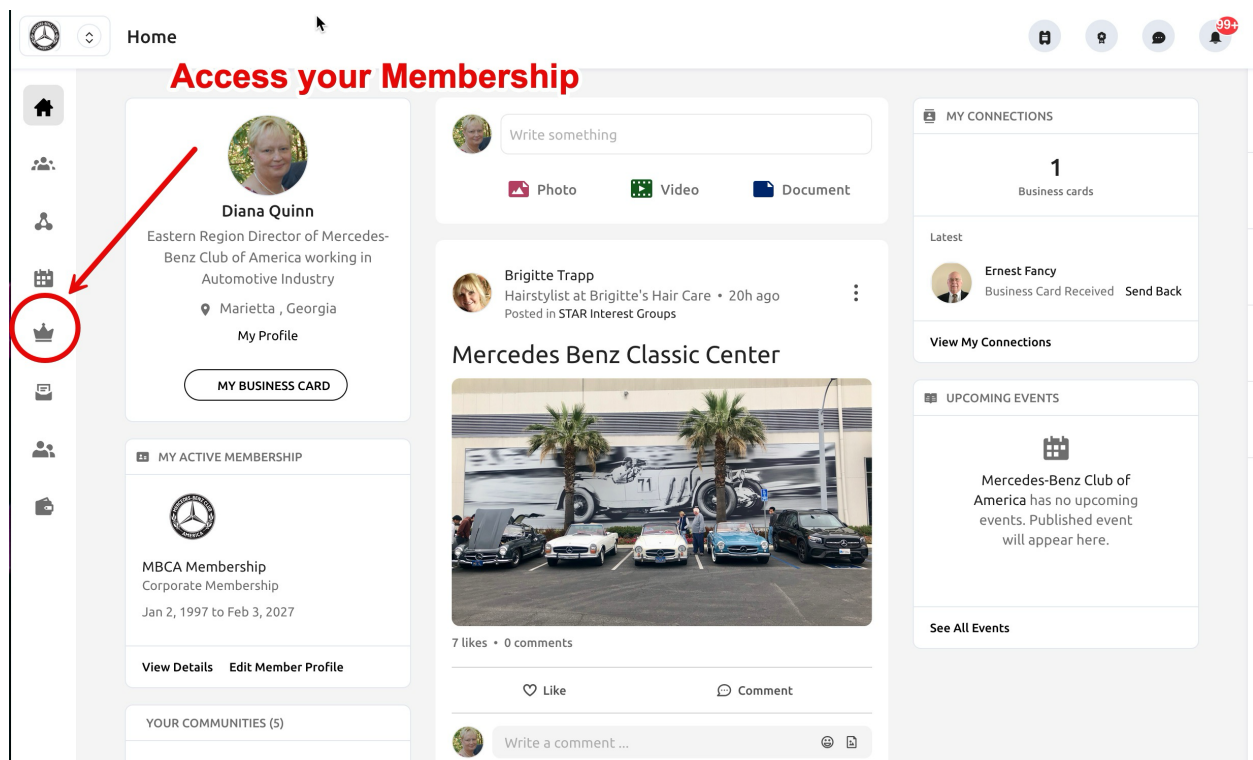
3. **Review and Provide Billing Information**
  - a. Confirm the pricing and other details of your membership plan.
  - b. Enter your billing information when prompted
  - c. Press **Continue**
4. **Enter Payment information and press Pay Now**

## METHOD 2 – Log into your MBCA account

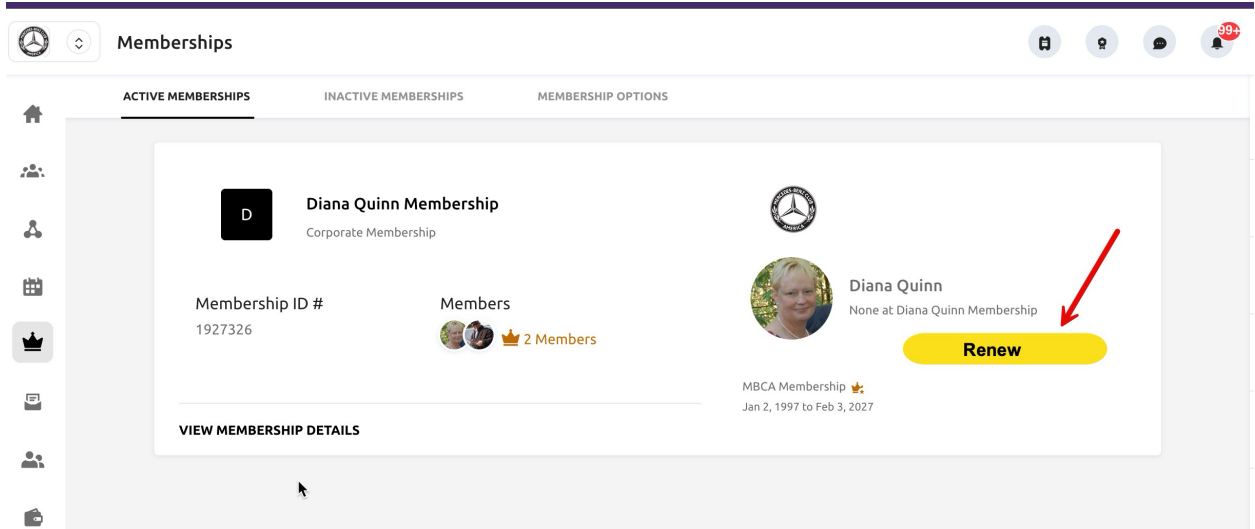
1. Login to [mbca.org](https://mbca.org)
2. Click your **My Profile**
3. Click on **Go to My Glue Home**
4. Click on your **profile photo** and from the drop down.

If the Organization doesn't say Mercedes-Benz Club of America (which it probably won't, it will probably show your Chapter Name)

5. Click on the **Switch Organization** link
6. Select **Mercedes-Benz Club of America**
7. Click on the Membership Icon in the left Menu Bar



8. Click the **Renew** button



9. A new window will open, displaying your membership details and renewal options

10. Enter Payment information

11. Click the **Pay Now** button to complete your renewal.