



Texas Hill Country Section

2nd Quarter

June 2024



Message from the President

John Briggs

Our thoughts are with John and Trish at this time. Trish is in the hospital and is recovering and improving.

Mercedes-Benz Club

C. Dove

INSIDE THIS ISSUE:

Newsletter	1
Editors Message	
May Event	3
Keels & Wheels	
Officers	6
Upcoming Events	7
New & Renewed Members	8
Member Information	9



*Keels & Wheels -
Lakewood Yacht
Club*

Last quarter I wrote about my first car and the experience of that exciting time in life—a first car a 1959 Ford Galaxy 500 2 door hardtop. I paid \$250 to buy it, and sold it to a friend's brother 8 months later for \$450.

My second car was not one that I would have chosen myself, but I was guided by my father. There was a car lot near our house that was in the low rent district so to speak. But the guy had really cool cars and priced very low for what they were. The owner and his wife ran the car lot. They went to car auctions for purchase and then sold the cars quickly. I can remember many cars that he had that I would dream about. One in particular was a 1961 Pontiac Catalina convertible. Burgundy red with a white convertible top. Burgundy red interior. The car was priced at \$595.00. What a bargain! Of course my dad said no. He pointed me to a 1962 Oldsmobile 4 door Dynamic 88 that was priced at \$500.00. The A/C didn't work and the engine had a misfire to it. My dad said it had pretty low mileage on it and that we could do the repairs that it needed, sell it and make a little profit from it. Sadly I walked away from the Pontiac convertible and drove the Oldsmobile home. I think my dad got the car for \$450. It wasn't a bad car at all. But it was like something you would picture your mother driving.

So my dad fixed the A/C very quickly. It need a shraeder valve which was cheap, and easy to put in. Also a charge of Freon and it worked great. The misfire was next. I was about to learn more about auto mechanics. My dad had lots of tools and he knew a lot about cars. He showed me what I needed to remove from the engine—a section at a time. He would leave me to it and go inside the house to watch wrestling or some kind of sports. When I had removed what he told me to, →

Cont'd from page 1

... I would let him know I was ready for the next section. At that point, I had removed the carburetor, the intake manifold, the valve covers, radiator, hoses, and belts. The next part was the fan and water pump. After that the rocker arms and then the cylinder heads. Man were those heavy too. Lots of bolts to remove—carefully. After the cylinder heads were removed, I had to scrape off all the gasket remnants and residue and make sure it was all clean. We took the cylinder heads to a machine shop where they ground the valves, and replace some of the valves along with the valve guides. While we had the heads off, my dad said we should replace the lifters since we were that far into the engine.

We got the cylinder heads back from the machine shop a few days later. My dad told me specifically how to put the new gasket set on for the cylinder heads and to be careful. Also the head bolts had to be inserted in a specific order and tightened to a certain torque. I learned about the torque wrench at this juncture.

The addition of new spark plugs, spark plug wires, distributor cap, points and condenser, new gaskets all around, new antifreeze, new belts and hoses completed the job. Everything was back together and now the moment of truth... I got in the car and turned the ignition—and it started up after a few tries—pumping the accelerator and getting the gas into the carburetor. I was amazed at how smoothly the engine ran now. It purred like a kitten. It was a 425 cu. In. V8 with a 2 barrel carburetor—and it was pretty powerful even with the 2 barrel carburetor.

I drove that car to school and back, and to my part time job at a neighborhood carwash. I kept the Olds for about 6 months and put an ad in the newspaper. I sold the car for \$900.00. That was money for my next car.

At the time, we had a 1959 Buick that was my mom's car, and a 1961 Comet was my dad's car. My mom loved cars and she bought a brand new 1966 Pontiac LeMans with wire hubcaps. That was such a great car. So we had 3 cars at that time—and I drove the Comet to school for a short while... until I found my next car.

Stay tuned for next quarter and my 3rd car.



A 1961 Pontiac Catalina Convertible. The one I saw and wanted was burgundy red... for \$595



Above: A 1966 Pontiac LeMans like my mom had... Hers had wire hubcaps that really set it off. A 326 cu. In. V8.



This is an example of the 1962 Oldsmobile Dynamic 88 that I bought. It was burgundy red with a white top.

Our May Event—Keels Wheels

May 3rd – Martin and I drove to Clear Lake/Nassau Bay, Texas, which is a charming lake community just outside of Houston and approximately 31 miles north of Galveston. After checking into our hotel, we met up with our friends and fellow club members, Kathy and her husband Douglas. They reside in Nassau Bay and are active members of both the Houston Benz Club and the Texas Hill Country Benz Club.

Initially, we anticipated being joined by six other friends from San Antonio. However, due to unforeseen circumstances, they were unable to make it. Undeterred, the four of us proceeded with our plans and decided to dine at a local favorite, Shafer's Bar and Grille. We had reserved a table for ten, which meant we had ample space for our food and drinks. The dining experience was fantastic, with outstanding seafood as their main attraction. We enjoyed a couple of drinks and shared bites of our different orders, making for a delightful evening.

On Saturday, the 4th, we attended the Keels & Wheels event at the Lakewood Yacht Club. Despite our initial uncertainty about the weather, it turned out to be quite pleasant. The day was overcast and slightly breezy, which made for a comfortable experience as we admired the variety of classic automobiles on display.

If you have never been to this Concours d'Elegance classic car show, it is definitely worth the trip. Held annually on the first weekend in May, Keels & Wheels offers an impressive showcase of automotive history and elegance, set against the beautiful backdrop of the Lakewood Yacht Club grounds and Clear Lake. Although we missed our Texas Hill Country Club members, we had a very enjoyable event.




MAY EVENT—KEELS & WHEELS



MAY EVENT—KEELS & WHEELS CONT'D



SECTION OFFICERS




*John Briggs
President ,
Board Member*



*Charles Dove
Newsletter Editor,
Board Member*



*Martin Rios
Treasurer ,
Webmaster ,
Board Member*



*Joe Aaron
Board Member*




*Trish Briggs
Secretary , Board
Member*



*Tim Pappas,
Board Member*



*Dee Ann Raz
Event Coordinator ,
Board Member*



*Louis Forrai,
Member Chair,
Board Member*



*Continue to have strength and courage
and know that we stand with you...*





Upcoming Events:

July—nothing scheduled.

August 10th— we have a drive to [Camp Verde General Store](#) planned. We will have lunch at their Restaurant. The location is 285 Camp Verde Rd. between Comfort and Bandera. More on this event will come to your email.

All of our Events are subject to change following CDC guidelines. Events will be planned with social distancing with health and safety in mind. We encourage face mask protection.

**Willkommen
And
Dankeschon!**



We want to thank everyone for being a member of this Club. We appreciate your loyalty and support,

Welcome New Members!

If you are a new member, I welcome you and hope you will have an enjoyable experience with our monthly events and communications.

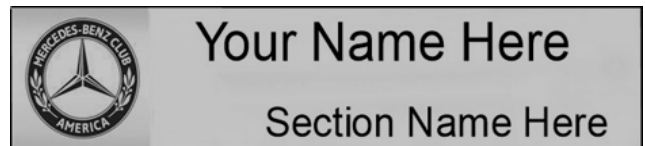


Mercedes-Benz

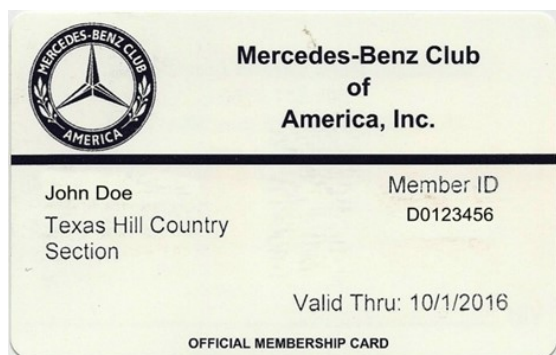
Loyal Member Renewals!

There is a new MBCA website that has presented quite a learning curve for me. Unfortunately, I have not yet been successful in finding the list of new and renewed members. If you are one of the new members or one that has renewed your membership, we extend our sincere thanks and appreciation for your loyalty. Your continued support means a lot to us.

Mercedes-Benz Club name badge. Visit the mbca.org website to find merchandise for members



REMINDER: If we do not have your email address, you are missing out on the majority of the communications from the Club. Please go to www.mbca.org, log in and update your info to stay updated on all that we have going on. Also, please list your spouse/partner as an associate member on the mbca website.



Can't find your Membership Card?

No worries! Just call the national business office at 800-637-2360 or go online at www.mbca.org to request another card.

Keep the card with you to enjoy dealership and other member discounts.

Texas Hill Country Section | MBCA Is On The Web!

- National website – www.mbca.org
- Section website - <http://texashillcountry.mbca.org>
- [http://www.facebook.com/pages/ Texas Hill Country Section—Mercedes-Benz Club of America](http://www.facebook.com/pages/Texas+Hill+Country+Section—Mercedes-Benz+Club+of+America)
- [Section Newsletters](#)
- [You Tube channel](#)

MBCA Texas Hill Country Section Newsletter - published four times a year is the official newsletter of the Texas Hill Country Section of the Mercedes-Benz Club of America.

Opinions - Opinions expressed are those of the authors and not necessarily those of either MBCA or the Texas Hill Country Section. Neither MBCA nor the Texas Hill Country Section endorses products or services but may, as part of our informational activities, allow them to be cited in articles and notices.

Trademarks - The trade names and trademarks "Mercedes-Benz", "Mercedes", and the three-pointed star in a circle are owned by DBAG and are authorized for use by its licenses which include MBCA, exclusively.

Reprints - Reprinting original material herein is permitted if a proper attribution (source, including date of issue) is shown.

Advertising - We welcome advertisers whose subject matter is relevant to MBCA or of interest to members of the Section. Advertising runs for one year (four issues) starting with the first issue. MBCA members may place a classified ad for free providing that ad is Mercedes specific. No inference should be made that products or services advertised herein have been approved by the MCBA/Texas Hill Country Section board of directors or this newsletter editor.

Articles and Submissions – Copy for our quarterly newsletter should be e-mailed to the newsletter editor (riopaloma@sbcglobal.net) by the 10th of the month prior to the next issue. For example, submissions for the September issue should be received by the editor by August 10th. If you have an interesting story about your Mercedes experience, we would like to hear about it. If you've purchased a new or new to you Mercedes, we like to hear about that too.



Mercedes-Benz

NOTE: The mbca.org website is transitioning to a new platform. It has a new look. You may have to create a new login and password. The mbca National club is still refining the site. So be patient.